

INTERCONNECTS

SERIES 800 & 801 • .100" GRID (.030" DIA. PINS), STRAIGHT & RIGHT ANGLE HEADERS AND SOCKETS • SINGLE ROW STRIPS

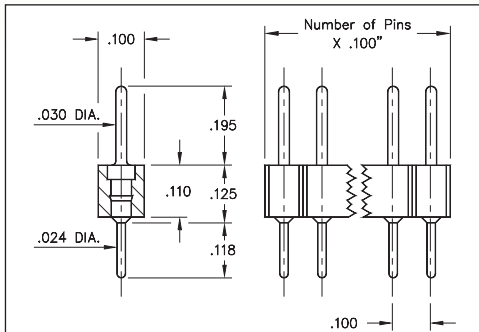


FIG. 1

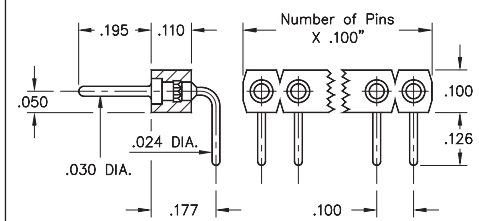


FIG. 2

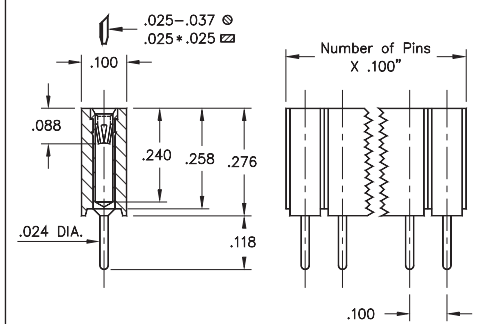


FIG. 3

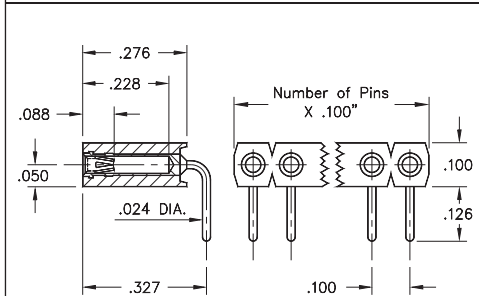



FIG. 4

- Pin interconnects available with straight MM #7007 or right angle MM #5005 solder tails. See page 215 for details
- Sockets are available with straight MM #1304 or right angle MM #1305 soldertails. See pages 177 and 179 for details
- MM #1304 and MM #1305 receptacles use Hi-Rel, 6-finger BeCu #47 contact rated at 4.5 amps. Receptacles accept .030" diameter and .025" square pins. See page 256 for details
- Insulators are high temperature thermoplastic, suitable for all soldering operations



ORDERING INFORMATION


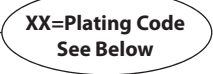





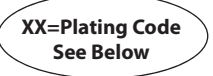
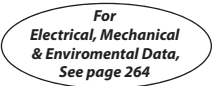





FIG. 1	Series 800...10-001		Straight Pin Header	
		800-XX-0	-10-001000	01-64
Specify number of pins				
FIG. 2	Series 800...20-001		Right Angle Pin Header	
		800-XX-0	-20-001000	02-64
Specify number of pins				
  				
SPECIFY PLATING CODE XX=				
Pin Plating 				
	10 	90	40 	
	10 μ" Au	200 μ" Sn/Pb	200 μ" Sn	

FIG. 3	Series 801...10-001		Straight Socket			
		801-XX-0	-10-001000	01-50		
Specify number of pins						
FIG. 4	Series 801...20-001		Right Angle Socket			
		801-XX-0	-20-001000	01-50		
Specify number of pins						
  						
SPECIFY PLATING CODE XX=						
Sleeve (Pin) 						
Contact (Clip) 						
	91	93	99	41 	43 	44 
	200 μ" Sn/Pb	200 μ" Sn/Pb	200 μ" Sn/Pb	200 μ" Sn	200 μ" Sn	200 μ" Sn
	10 μ" Au	30 μ" Au	100 μ" Sn/Pb	10 μ" Au	30 μ" Au	100 μ" Sn
						Au Flash

★ 44 Plating Non-Standard

